

Scaled data based on original data using
LM-79-08 Approved Method: Electrical and Photometric Measurements of Solid-
State Lighting Products

Test Report Prepared for
Cooper Lighting Solutions
(formerly Eaton)

Brand: McGRAW-EDISON

Report Number: P227181

Luminaire Tested: **ISW-AF-600-LED-E1-SLL-8030**

Issue Date: 3/3/2020

Test Information

Test Method: LM-79-08
Report Number: P227181
TEST IS SCALED FROM IESNA LM-79-08 TEST DATA (P35948)
Test Lab: INNOVATION CENTER-P3
Issue Date: 3/3/2020
Manufacturer: COOPER LIGHTING SOLUTIONS (FORMERLY EATON)
Product Line: MCGRAW-EDISON
Catalog Number: ISW-AF-600-LED-E1-SLL-8030
Description: IMPACT ELITE LED WEDGE LUMINAIRE
LIGHT SQUARE WITH ACCULED OPTICS-90° SPILL LIGHT ELIMINATOR LEFT
Light Source: (16) 3000K CCT, 80 CRI LEDs
Ballast/Driver: ELECTRONIC DRIVER

Summary

Lumens per Lamp: N/A
Luminaire Lumens: 2879.7 lumens
Efficiency: N/A
Efficacy: 85.4 lumens/watt
Luminous Opening: Rectangular (W 0.5' x L: 0.5' x H: 0')
IES Classification: Type IV - Short - Non-Cutoff
BUG Rating: B1 - U1 - G1

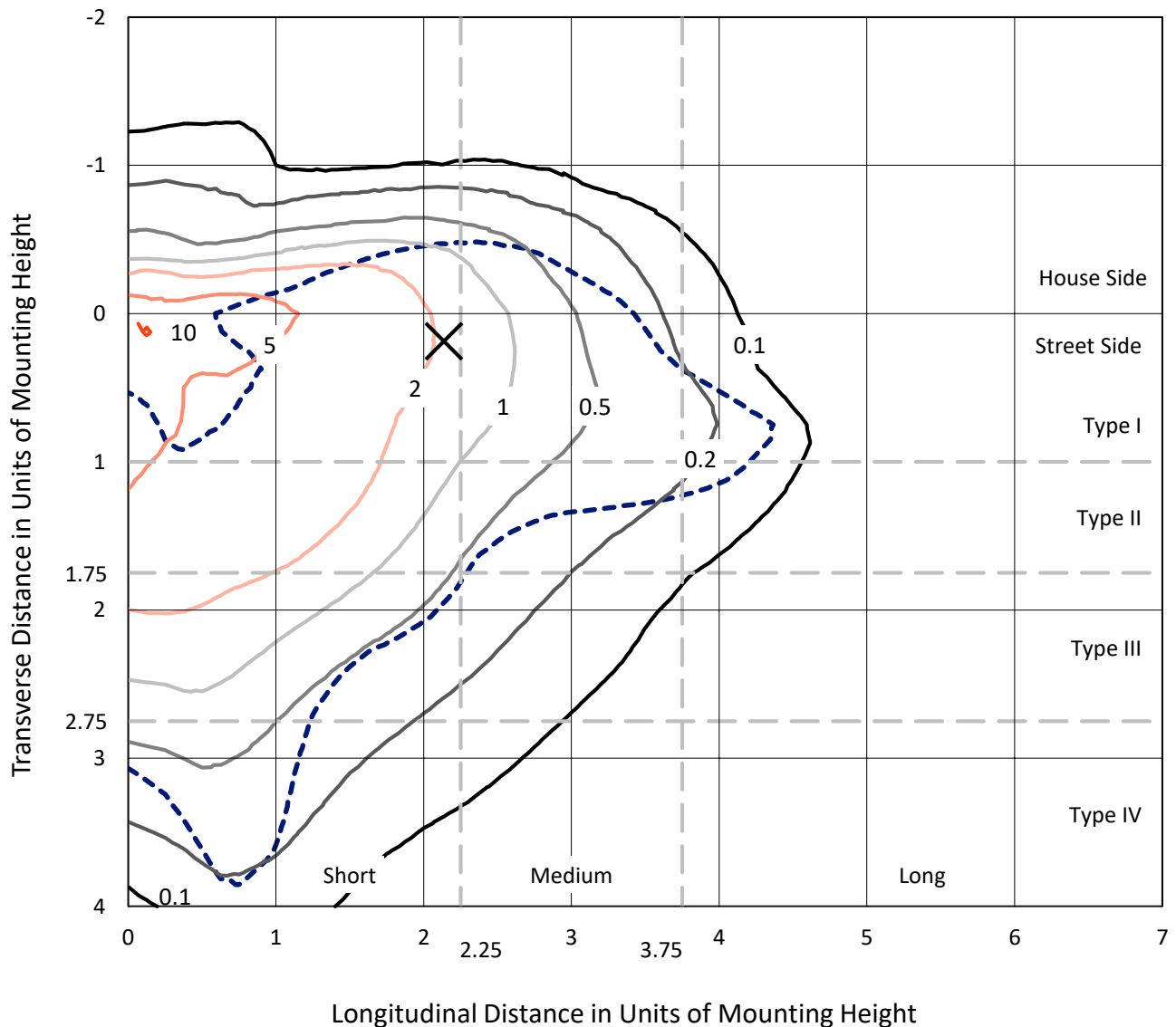
Input Watts (W): 33.7
Input Voltage (V): 120
Input Current (Ain): NR
Voltage Rise (V): NR
Power Factor: NR
Total Harmonic Distortion (THDi): NR
Frequency (hertz): 60
Stabilization Time: NR
Operation Time: NR
Ambient Temperature (°C): NR
Test Distance: 25 FT



REPORT NUMBER: P227181
 CATALOG NUMBER: ISW-AF-600-LED-E1-SLL-8030

Iso-Footcandle Lines of Horizontal Illumination

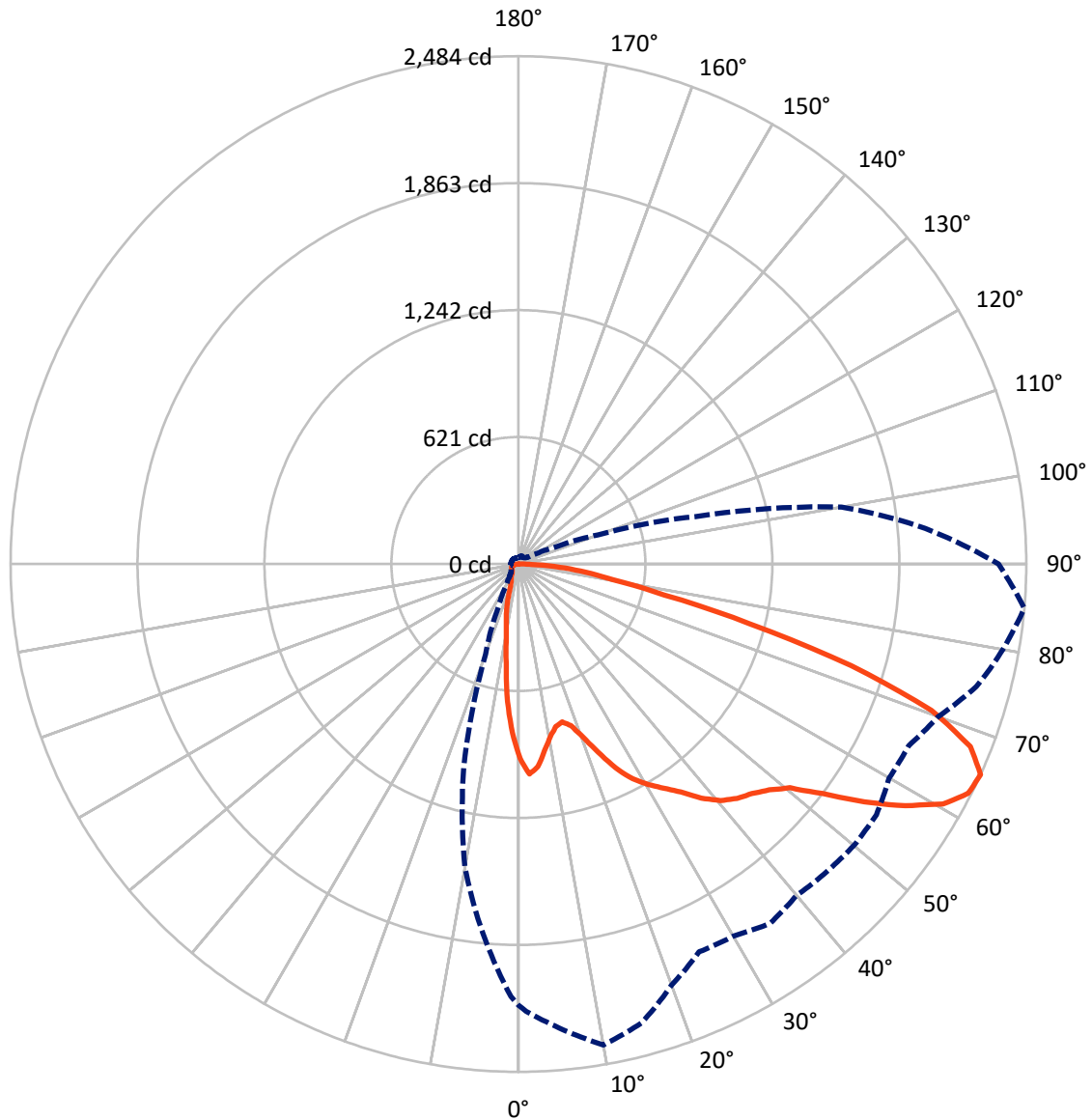
✕ Max cd
 - - - 1/2 Max cd



Based on 10 foot mounting height. Maximum calculated value = 10.4 fc
 Type IV - Short - Non-Cutoff

REPORT NUMBER: P227181
CATALOG NUMBER: ISW-AF-600-LED-E1-SLL-8030

Luminous Intensity Polar Plot



— Vertical Plane Through 85-Deg Lateral - - - Horizontal Cone Through 65-Deg Vertical

REPORT NUMBER: P227181

CATALOG NUMBER: ISW-AF-600-LED-E1-SLL-8030

FLUX DISTRIBUTION:

		Downward	Upward	Total
House Side	Lumens	493.9	0.0	494.0
	% Fixture	17.2	0.0	17.2
Street Side	Lumens	2385.6	0.1	2385.7
	% Fixture	82.8	0.0	82.8
Total	Lumens	2879.5	0.1	2879.7
	% Fixture	100.0	0.0	100.0

ZONAL LUMENS:

Zone	Lumens	% Fixture
0°-10°	70.5	2.4
10°-20°	135.6	4.7
20°-30°	193.4	6.7
30°-40°	280.5	9.7
40°-50°	401.3	13.9
50°-60°	616.2	21.4
60°-70°	713.2	24.8
70°-80°	363.8	12.6
80°-90°	105.0	3.6
90°-100°	0.1	0.0
100°-110°	0.0	0.0
110°-120°	0.0	0.0
120°-130°	0.0	0.0
130°-140°	0.0	0.0
140°-150°	0.0	0.0
150°-160°	0.0	0.0
160°-170°	0.0	0.0
170°-180°	0.0	0.0
0°-90°	2879.5	100.0
0°-180°	2879.7	100.0

Coefficient of Utilization



REPORT NUMBER: P227181

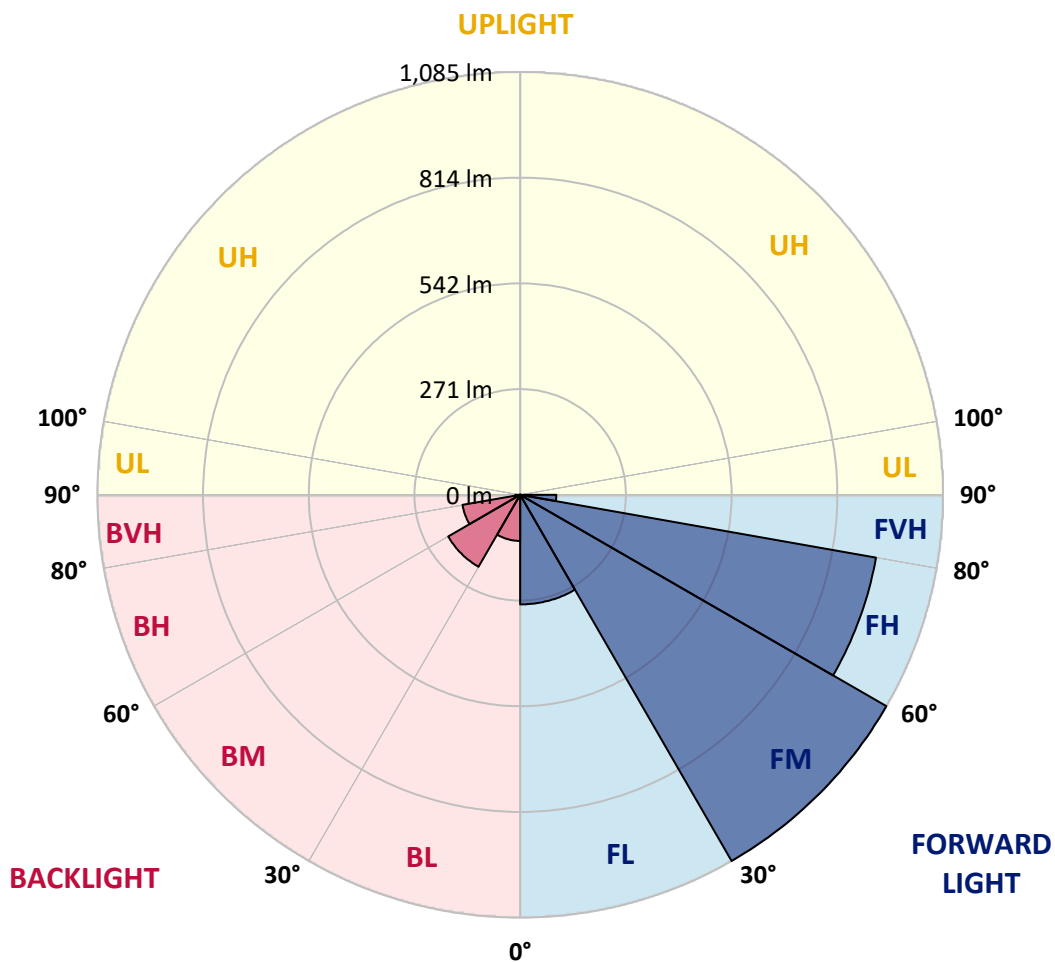
CATALOG NUMBER: ISW-AF-600-LED-E1-SLL-8030

LUMINAIRE CLASSIFICATION SYSTEM LUMEN TABLE AND BUG RATING:

Zone		Lumens	% Fixture	Zone Rating/Lumen Limit		
				B	U	G
FL	(0°-30°)	281.2	9.8			
FM	(30°-60°)	1084.7	37.7			
FH	(60°-80°)	926.8	32.2			G1/1800
FVH	(80°-90°)	92.8	3.2			G1/100
BL	(0°-30°)	118.2	4.1	B1/500		
BM	(30°-60°)	213.3	7.4	B0/220		
BH	(60°-80°)	150.2	5.2	B1/500		G1/500
BVH	(80°-90°)	12.2	0.4			G1/100
UL	(90°-100°)	0.1	0.0		U1/10	
UH	(100°-180°)	0.0	0.0		U1/10	

BUG Rating: B1-U1-G1

Type IV Short





REPORT NUMBER: P227181

CATALOG NUMBER: ISW-AF-600-LED-E1-SLL-8030

CANDELA DISTRIBUTION (FULL):

	0°	1°	5°	10°	15°	20°	25°	30°	35°	40°	45°
0°	951.3	951.3	951.3	951.3	951.3	951.3	951.3	951.3	951.3	951.3	951.3
2.5°	984.8	985.7	999.3	1012.4	1028.9	1026.4	1040.0	1050.2	1059.4	1060.9	1067.6
5°	924.7	934.4	964.9	991.1	1024.0	1049.7	1077.3	1099.1	1115.1	1130.2	1132.1
7.5°	840.3	847.6	883.0	924.2	971.7	1005.6	1047.3	1083.6	1109.3	1133.5	1138.9
10°	768.1	774.9	814.2	867.5	909.2	953.3	996.4	1026.0	1059.4	1080.2	1090.4
12.5°	733.2	741.5	778.8	827.3	869.9	912.6	945.0	970.7	989.6	993.5	996.4
15°	746.8	751.2	792.4	835.5	869.4	890.7	899.5	915.0	913.5	921.3	922.7
17.5°	801.6	799.6	843.3	873.3	889.8	887.4	873.8	865.5	851.0	846.6	859.2
20°	895.6	902.4	930.5	948.9	931.9	892.7	855.4	829.7	809.3	802.5	801.1
22.5°	1005.6	1014.3	1044.9	1035.2	992.0	920.3	852.5	811.3	786.1	778.8	775.9
25°	1120.9	1126.8	1142.3	1109.3	1048.7	955.7	872.8	815.1	781.7	771.0	769.6
27.5°	1214.0	1219.8	1212.5	1174.7	1087.0	995.4	900.9	832.6	789.0	778.3	773.5
30°	1290.1	1293.0	1268.8	1221.7	1134.5	1039.5	937.8	863.1	812.2	788.0	784.6
32.5°	1375.4	1373.4	1326.4	1261.5	1174.7	1079.3	979.9	897.5	834.5	805.0	799.6
35°	1468.9	1451.9	1369.1	1300.7	1202.4	1109.8	1018.2	933.9	870.4	831.1	824.4
37.5°	1552.3	1534.8	1423.8	1331.8	1230.0	1133.5	1048.3	980.9	925.2	889.3	886.4
40°	1617.2	1595.9	1465.5	1352.6	1243.6	1151.0	1083.6	1040.0	1003.2	974.1	974.1
42.5°	1669.5	1646.3	1506.2	1376.8	1255.7	1177.6	1142.8	1127.7	1120.0	1104.0	1109.8
45°	1719.9	1696.2	1539.7	1392.3	1282.8	1229.5	1234.3	1247.4	1270.7	1261.5	1269.7
47.5°	1767.9	1744.7	1577.5	1417.1	1335.2	1322.6	1347.8	1400.1	1445.6	1481.5	1506.7
50°	1848.4	1820.7	1645.3	1489.7	1417.5	1423.8	1496.5	1599.3	1673.4	1706.4	1704.4
52.5°	2001.0	1961.8	1791.2	1625.4	1535.3	1570.2	1656.0	1785.4	1882.3	1908.0	1918.2
55°	2187.6	2156.6	2002.0	1805.2	1739.8	1751.9	1858.6	2004.9	2079.5	2106.2	2114.9
57.5°	2297.1	2288.9	2192.0	1997.6	1934.2	1929.3	2068.4	2188.1	2252.6	2277.8	2270.0
59°	2322.8	2325.2	2270.0	2133.8	2046.6	2035.9	2177.4	2288.4	2342.2	2350.0	2346.1
60°	2320.4	2334.0	2327.2	2208.5	2117.8	2104.3	2223.5	2329.1	2374.2	2386.3	2372.7
62.5°	2270.5	2293.7	2358.2	2345.6	2279.2	2209.9	2266.1	2342.7	2371.8	2360.1	2350.0
65°	2157.1	2187.6	2277.3	2388.7	2324.8	2191.0	2092.6	2101.3	2145.5	2116.4	2130.4
67.5°	1961.3	1996.2	2043.7	2296.7	2203.6	1979.2	1810.1	1727.2	1706.4	1734.5	1779.1
70°	1595.4	1618.2	1738.4	2096.0	1935.1	1626.9	1414.6	1304.1	1267.3	1332.2	1377.8
72.5°	1125.3	1159.2	1317.7	1734.5	1592.0	1303.2	1070.5	968.8	931.9	934.8	974.6
75°	684.8	730.8	920.8	1371.5	1254.7	998.3	815.6	742.5	731.3	725.0	718.2
77.5°	451.7	469.1	605.3	946.5	846.2	710.0	612.1	642.1	675.6	682.8	691.6
80°	306.3	311.6	392.5	663.9	557.3	524.4	494.8	565.6	629.0	640.7	634.4
82.5°	188.5	204.5	273.8	447.8	444.4	428.9	391.1	446.3	488.5	495.8	508.9
85°	65.4	68.3	168.2	395.5	451.7	456.5	322.3	254.4	285.9	280.6	201.6
87.5°	28.1	31.5	52.3	264.6	305.8	253.0	147.3	130.8	100.8	56.7	54.8
90°	1.9	1.9	1.5	2.4	7.3	4.8	4.4	1.5	0.0	0.0	0.0
92.5°	0.0	0.0	0.0	0.0	0.0	0.0	0.0	0.0	0.0	0.0	0.0
95°	0.0	0.0	0.0	0.0	0.0	0.0	0.0	0.0	0.0	0.0	0.0
97.5°	0.0	0.0	0.0	0.0	0.0	0.0	0.0	0.0	0.0	0.0	0.0
100°	0.0	0.0	0.0	0.0	0.0	0.0	0.0	0.0	0.0	0.0	0.0
102.5°	0.0	0.0	0.0	0.0	0.0	0.0	0.0	0.0	0.0	0.0	0.0
105°	0.0	0.0	0.0	0.0	0.0	0.0	0.0	0.0	0.0	0.0	0.0
107.5°	0.0	0.0	0.0	0.0	0.0	0.0	0.0	0.0	0.0	0.0	0.0



REPORT NUMBER: P227181

CATALOG NUMBER: ISW-AF-600-LED-E1-SLL-8030

CANDELA DISTRIBUTION (continued):

	0°	1°	5°	10°	15°	20°	25°	30°	35°	40°	45°
110°	0.0	0.0	0.0	0.0	0.0	0.0	0.0	0.0	0.0	0.0	0.0
112.5°	0.0	0.0	0.0	0.0	0.0	0.0	0.0	0.0	0.0	0.0	0.0
115°	0.0	0.0	0.0	0.0	0.0	0.0	0.0	0.0	0.0	0.0	0.0
117.5°	0.0	0.0	0.0	0.0	0.0	0.0	0.0	0.0	0.0	0.0	0.0
120°	0.0	0.0	0.0	0.0	0.0	0.0	0.0	0.0	0.0	0.0	0.0
122.5°	0.0	0.0	0.0	0.0	0.0	0.0	0.0	0.0	0.0	0.0	0.0
125°	0.0	0.0	0.0	0.0	0.0	0.0	0.0	0.0	0.0	0.0	0.0
127.5°	0.0	0.0	0.0	0.0	0.0	0.0	0.0	0.0	0.0	0.0	0.0
130°	0.0	0.0	0.0	0.0	0.0	0.0	0.0	0.0	0.0	0.0	0.0
132.5°	0.0	0.0	0.0	0.0	0.0	0.0	0.0	0.0	0.0	0.0	0.0
135°	0.0	0.0	0.0	0.0	0.0	0.0	0.0	0.0	0.0	0.0	0.0
137.5°	0.0	0.0	0.0	0.0	0.0	0.0	0.0	0.0	0.0	0.0	0.0
140°	0.0	0.0	0.0	0.0	0.0	0.0	0.0	0.0	0.0	0.0	0.0
142.5°	0.0	0.0	0.0	0.0	0.0	0.0	0.0	0.0	0.0	0.0	0.0
145°	0.0	0.0	0.0	0.0	0.0	0.0	0.0	0.0	0.0	0.0	0.0
147.5°	0.0	0.0	0.0	0.0	0.0	0.0	0.0	0.0	0.0	0.0	0.0
150°	0.0	0.0	0.0	0.0	0.0	0.0	0.0	0.0	0.0	0.0	0.0
152.5°	0.0	0.0	0.0	0.0	0.0	0.0	0.0	0.0	0.0	0.0	0.0
155°	0.0	0.0	0.0	0.0	0.0	0.0	0.0	0.0	0.0	0.0	0.0
157.5°	0.0	0.0	0.0	0.0	0.0	0.0	0.0	0.0	0.0	0.0	0.0
160°	0.0	0.0	0.0	0.0	0.0	0.0	0.0	0.0	0.0	0.0	0.0
162.5°	0.0	0.0	0.0	0.0	0.0	0.0	0.0	0.0	0.0	0.0	0.0
165°	0.0	0.0	0.0	0.0	0.0	0.0	0.0	0.0	0.0	0.0	0.0
167.5°	0.0	0.0	0.0	0.0	0.0	0.0	0.0	0.0	0.0	0.0	0.0
170°	0.0	0.0	0.0	0.0	0.0	0.0	0.0	0.0	0.0	0.0	0.0
172.5°	0.0	0.0	0.0	0.0	0.0	0.0	0.0	0.0	0.0	0.0	0.0
175°	0.0	0.0	0.0	0.0	0.0	0.0	0.0	0.0	0.0	0.0	0.0
177.5°	0.0	0.0	0.0	0.0	0.0	0.0	0.0	0.0	0.0	0.0	0.0
180°	0.0	0.0	0.0	0.0	0.0	0.0	0.0	0.0	0.0	0.0	0.0



REPORT NUMBER: P227181

CATALOG NUMBER: ISW-AF-600-LED-E1-SLL-8030

CANDELA DISTRIBUTION (continued):

	50°	55°	60°	65°	70°	75°	80°	85°	90°	95°	100°
0°	951.3	951.3	951.3	951.3	951.3	951.3	951.3	951.3	951.3	951.3	951.3
2.5°	1066.2	1059.9	1063.8	1058.4	1049.7	1043.9	1037.1	1028.4	1018.2	1004.6	991.1
5°	1127.7	1122.9	1110.8	1093.3	1069.1	1048.7	1024.5	995.9	972.2	941.6	913.0
7.5°	1133.1	1125.3	1103.0	1070.5	1033.2	995.4	966.8	920.3	890.3	841.8	809.3
10°	1084.6	1085.1	1062.8	1032.3	993.5	948.9	907.7	856.8	812.7	763.3	709.0
12.5°	1013.4	1020.1	1021.1	994.0	956.2	909.2	863.1	814.7	759.9	707.1	657.2
15°	932.4	951.8	953.3	946.5	926.6	886.9	844.7	801.1	745.4	687.7	631.5
17.5°	860.2	878.6	895.6	911.1	912.1	893.2	867.5	830.2	774.4	706.6	640.7
20°	805.5	825.3	854.4	883.0	914.5	924.2	926.1	902.4	842.8	759.9	670.7
22.5°	782.7	805.9	835.5	889.3	945.0	979.4	998.8	998.8	936.3	839.4	720.2
25°	777.8	796.7	841.8	908.7	983.3	1043.4	1080.2	1105.0	1059.9	941.6	781.2
27.5°	781.2	806.9	862.6	931.0	1009.0	1086.1	1146.6	1189.8	1147.6	1011.4	837.9
30°	794.8	833.1	890.7	961.5	1042.0	1123.4	1196.5	1251.3	1220.3	1074.9	891.7
32.5°	818.5	865.1	930.5	994.5	1074.4	1162.6	1234.8	1307.0	1284.3	1119.0	920.3
35°	853.9	908.7	968.3	1032.7	1109.3	1197.5	1274.6	1369.1	1360.8	1174.3	948.9
37.5°	911.1	967.3	1022.1	1077.3	1150.0	1235.8	1331.8	1452.4	1445.6	1256.2	994.9
40°	1011.9	1044.9	1085.6	1120.9	1189.3	1271.2	1373.9	1521.2	1545.5	1326.4	1035.7
42.5°	1136.9	1156.3	1168.0	1177.6	1212.5	1289.6	1404.5	1567.3	1607.0	1378.8	1067.2
45°	1296.4	1290.6	1267.3	1245.0	1241.1	1300.3	1418.5	1601.2	1655.5	1429.7	1099.1
47.5°	1484.9	1472.3	1408.8	1335.6	1294.9	1319.6	1443.2	1651.1	1715.1	1496.5	1138.9
50°	1702.5	1672.9	1569.2	1445.6	1370.5	1374.4	1505.7	1720.4	1793.6	1583.8	1213.0
52.5°	1904.1	1851.3	1727.7	1564.4	1456.8	1469.9	1618.2	1863.9	1954.5	1728.2	1337.6
55°	2082.0	2014.1	1880.8	1702.0	1604.6	1627.4	1798.0	2053.9	2139.6	1900.2	1463.6
57.5°	2233.2	2161.0	2029.6	1872.1	1751.0	1769.9	1958.4	2230.3	2287.9	2054.8	1584.3
59°	2302.0	2230.7	2109.6	1964.2	1850.8	1890.5	2071.8	2318.0	2342.7	2114.4	1630.3
60°	2335.4	2264.2	2157.6	2015.6	1911.9	1964.2	2131.9	2384.4	2363.0	2123.2	1647.7
62.5°	2333.0	2283.1	2212.8	2115.9	2097.0	2184.2	2327.2	2469.7	2377.1	2098.0	1658.9
65°	2141.6	2137.2	2093.6	2104.7	2183.7	2318.5	2406.2	2483.7	2348.0	1997.6	1605.1
67.5°	1786.3	1804.3	1810.1	1878.4	2063.1	2291.8	2368.9	2383.9	2221.5	1782.9	1437.9
70°	1379.3	1339.5	1404.9	1525.6	1791.7	2086.3	2195.9	2143.5	1962.7	1493.1	1174.3
72.5°	976.5	988.2	1082.2	1238.7	1509.6	1814.9	1986.5	1701.0	1476.7	1117.6	832.6
75°	734.7	789.5	835.0	972.2	1226.1	1554.7	1696.2	1169.4	962.0	770.6	544.7
77.5°	704.2	699.8	664.9	694.0	884.0	1089.0	1210.1	729.9	602.4	504.0	329.1
80°	650.9	613.5	550.1	521.9	556.8	699.3	768.1	469.1	400.8	352.3	185.6
82.5°	505.0	479.8	412.9	411.0	464.3	496.7	528.2	332.5	301.4	285.4	113.9
85°	320.3	329.1	337.3	411.4	515.2	521.0	411.0	202.6	159.0	223.9	72.7
87.5°	95.0	154.6	187.6	318.4	464.3	465.7	309.2	66.4	59.6	69.8	42.2
90°	0.0	0.0	0.0	0.0	0.0	0.0	0.5	0.0	0.0	0.0	0.0
92.5°	0.0	0.0	0.0	0.0	0.0	0.0	0.0	0.0	0.0	0.0	0.0
95°	0.0	0.0	0.0	0.0	0.0	0.0	0.0	0.0	0.0	0.0	0.0
97.5°	0.0	0.0	0.0	0.0	0.0	0.0	0.0	0.0	0.0	0.0	0.0
100°	0.0	0.0	0.0	0.0	0.0	0.0	0.0	0.0	0.0	0.0	0.0
102.5°	0.0	0.0	0.0	0.0	0.0	0.0	0.0	0.0	0.0	0.0	0.0
105°	0.0	0.0	0.0	0.0	0.0	0.0	0.0	0.0	0.0	0.0	0.0
107.5°	0.0	0.0	0.0	0.0	0.0	0.0	0.0	0.0	0.0	0.0	0.0



REPORT NUMBER: P227181

CATALOG NUMBER: ISW-AF-600-LED-E1-SLL-8030

CANDELA DISTRIBUTION (continued):

	50°	55°	60°	65°	70°	75°	80°	85°	90°	95°	100°
110°	0.0	0.0	0.0	0.0	0.0	0.0	0.0	0.0	0.0	0.0	0.0
112.5°	0.0	0.0	0.0	0.0	0.0	0.0	0.0	0.0	0.0	0.0	0.0
115°	0.0	0.0	0.0	0.0	0.0	0.0	0.0	0.0	0.0	0.0	0.0
117.5°	0.0	0.0	0.0	0.0	0.0	0.0	0.0	0.0	0.0	0.0	0.0
120°	0.0	0.0	0.0	0.0	0.0	0.0	0.0	0.0	0.0	0.0	0.0
122.5°	0.0	0.0	0.0	0.0	0.0	0.0	0.0	0.0	0.0	0.0	0.0
125°	0.0	0.0	0.0	0.0	0.0	0.0	0.0	0.0	0.0	0.0	0.0
127.5°	0.0	0.0	0.0	0.0	0.0	0.0	0.0	0.0	0.0	0.0	0.0
130°	0.0	0.0	0.0	0.0	0.0	0.0	0.0	0.0	0.0	0.0	0.0
132.5°	0.0	0.0	0.0	0.0	0.0	0.0	0.0	0.0	0.0	0.0	0.0
135°	0.0	0.0	0.0	0.0	0.0	0.0	0.0	0.0	0.0	0.0	0.0
137.5°	0.0	0.0	0.0	0.0	0.0	0.0	0.0	0.0	0.0	0.0	0.0
140°	0.0	0.0	0.0	0.0	0.0	0.0	0.0	0.0	0.0	0.0	0.0
142.5°	0.0	0.0	0.0	0.0	0.0	0.0	0.0	0.0	0.0	0.0	0.0
145°	0.0	0.0	0.0	0.0	0.0	0.0	0.0	0.0	0.0	0.0	0.0
147.5°	0.0	0.0	0.0	0.0	0.0	0.0	0.0	0.0	0.0	0.0	0.0
150°	0.0	0.0	0.0	0.0	0.0	0.0	0.0	0.0	0.0	0.0	0.0
152.5°	0.0	0.0	0.0	0.0	0.0	0.0	0.0	0.0	0.0	0.0	0.0
155°	0.0	0.0	0.0	0.0	0.0	0.0	0.0	0.0	0.0	0.0	0.0
157.5°	0.0	0.0	0.0	0.0	0.0	0.0	0.0	0.0	0.0	0.0	0.0
160°	0.0	0.0	0.0	0.0	0.0	0.0	0.0	0.0	0.0	0.0	0.0
162.5°	0.0	0.0	0.0	0.0	0.0	0.0	0.0	0.0	0.0	0.0	0.0
165°	0.0	0.0	0.0	0.0	0.0	0.0	0.0	0.0	0.0	0.0	0.0
167.5°	0.0	0.0	0.0	0.0	0.0	0.0	0.0	0.0	0.0	0.0	0.0
170°	0.0	0.0	0.0	0.0	0.0	0.0	0.0	0.0	0.0	0.0	0.0
172.5°	0.0	0.0	0.0	0.0	0.0	0.0	0.0	0.0	0.0	0.0	0.0
175°	0.0	0.0	0.0	0.0	0.0	0.0	0.0	0.0	0.0	0.0	0.0
177.5°	0.0	0.0	0.0	0.0	0.0	0.0	0.0	0.0	0.0	0.0	0.0
180°	0.0	0.0	0.0	0.0	0.0	0.0	0.0	0.0	0.0	0.0	0.0



REPORT NUMBER: P227181
 CATALOG NUMBER: ISW-AF-600-LED-E1-SLL-8030

CANDELA DISTRIBUTION (continued):

	105°	110°	115°	120°	125°	130°	135°	140°	145°	150°	155°
0°	951.3	951.3	951.3	951.3	951.3	951.3	951.3	951.3	951.3	951.3	951.3
2.5°	977.0	975.1	961.5	938.7	940.7	930.0	916.4	894.6	890.3	878.1	876.2
5°	888.8	866.0	836.5	800.6	787.0	768.6	749.7	736.2	719.2	703.7	724.5
7.5°	771.0	737.6	703.2	665.4	643.6	613.5	597.5	566.5	543.8	539.4	521.5
10°	672.7	630.5	591.2	557.3	516.6	488.5	468.2	451.2	435.7	416.8	405.1
12.5°	607.2	559.7	518.1	475.9	456.5	433.3	420.7	404.7	382.4	366.4	350.9
15°	577.7	526.3	480.8	443.9	415.8	394.0	371.7	352.3	328.1	310.2	292.2
17.5°	573.8	506.9	449.3	408.1	377.5	353.8	324.2	298.5	269.0	249.1	234.1
20°	578.2	492.4	420.2	366.4	335.4	293.7	266.1	234.6	205.5	179.3	155.6
22.5°	595.6	484.6	391.6	332.5	286.4	238.9	209.4	169.1	144.4	119.2	110.0
25°	619.4	479.8	366.9	295.1	237.0	190.0	149.8	116.3	105.2	98.9	95.5
27.5°	644.6	471.1	339.2	260.7	197.2	140.1	111.9	97.9	93.5	90.1	87.7
30°	663.5	454.1	305.3	223.9	157.0	119.7	99.8	90.6	87.7	83.8	81.4
32.5°	671.7	427.9	274.8	189.0	132.3	102.7	87.2	81.9	79.0	75.6	74.1
35°	670.2	398.4	259.3	175.4	121.2	91.1	76.6	73.2	69.3	65.9	62.5
37.5°	671.7	371.2	247.2	172.0	116.3	82.4	69.8	67.4	64.5	61.1	58.2
40°	677.5	356.2	241.3	164.8	112.4	79.0	64.5	62.0	61.5	57.7	55.2
42.5°	679.9	357.7	238.4	154.6	102.7	78.0	64.5	59.1	59.1	56.2	53.3
45°	677.0	368.3	240.4	148.8	95.5	73.2	67.8	59.1	57.7	55.2	52.3
47.5°	685.7	376.1	240.4	147.8	90.6	68.3	64.5	64.9	58.6	55.7	51.4
50°	721.6	383.3	235.5	146.4	89.2	63.5	61.1	64.0	65.9	56.7	51.9
52.5°	785.1	392.5	230.2	143.9	87.2	59.6	56.7	60.1	67.4	59.6	51.9
55°	850.0	409.0	226.8	140.1	84.3	57.2	51.4	57.7	61.5	59.1	51.4
57.5°	919.3	427.0	223.4	130.8	77.5	54.8	49.4	50.4	55.2	57.2	49.9
59°	940.2	435.7	220.5	124.1	71.7	52.8	48.0	46.5	49.4	54.8	48.9
60°	955.2	436.2	217.1	118.2	68.3	51.9	47.0	45.1	46.0	56.2	49.4
62.5°	956.7	435.7	206.5	106.1	61.5	49.9	45.6	43.1	42.2	47.0	50.4
65°	896.6	415.3	187.1	99.8	62.0	48.0	43.1	41.2	39.3	40.2	43.6
67.5°	784.1	363.0	166.7	101.3	65.4	46.5	41.2	39.3	37.8	36.8	38.3
70°	593.2	301.4	160.9	104.7	68.3	45.6	38.3	36.3	35.4	34.9	34.9
72.5°	411.0	248.1	154.6	107.1	70.8	45.1	35.4	33.4	33.0	32.5	32.5
75°	264.6	180.3	127.9	91.1	64.5	41.2	32.0	30.0	29.6	29.1	29.6
77.5°	156.5	126.0	94.0	64.0	47.0	33.0	27.6	26.2	26.2	26.2	26.7
80°	86.7	74.6	62.5	41.2	33.4	24.7	22.8	21.3	21.3	21.8	22.8
82.5°	51.9	41.2	35.4	26.2	22.8	17.4	17.0	16.0	16.5	17.0	17.9
85°	33.9	26.2	21.3	17.4	15.5	11.1	9.7	10.2	10.7	11.6	12.1
87.5°	18.9	14.5	11.6	10.2	9.2	4.8	3.9	3.9	4.8	5.8	6.8
90°	0.0	0.0	0.0	0.0	0.0	0.0	0.0	0.0	0.0	0.0	0.0
92.5°	0.0	0.0	0.0	0.0	0.0	0.0	0.0	0.0	0.0	0.0	0.0
95°	0.0	0.0	0.0	0.0	0.0	0.0	0.0	0.0	0.0	0.0	0.0
97.5°	0.0	0.0	0.0	0.0	0.0	0.0	0.0	0.0	0.0	0.0	0.0
100°	0.0	0.0	0.0	0.0	0.0	0.0	0.0	0.0	0.0	0.0	0.0
102.5°	0.0	0.0	0.0	0.0	0.0	0.0	0.0	0.0	0.0	0.0	0.0
105°	0.0	0.0	0.0	0.0	0.0	0.0	0.0	0.0	0.0	0.0	0.0
107.5°	0.0	0.0	0.0	0.0	0.0	0.0	0.0	0.0	0.0	0.0	0.0



REPORT NUMBER: P227181
 CATALOG NUMBER: ISW-AF-600-LED-E1-SLL-8030

REPORT N
 CATALOG

CANDELA DISTRIBUTION (continued):

CANDELA

	105°	110°	115°	120°	125°	130°	135°	140°	145°	150°	155°	
110°	0.0	0.0	0.0	0.0	0.0	0.0	0.0	0.0	0.0	0.0	0.0	0°
112.5°	0.0	0.0	0.0	0.0	0.0	0.0	0.0	0.0	0.0	0.0	0.0	2.5°
115°	0.0	0.0	0.0	0.0	0.0	0.0	0.0	0.0	0.0	0.0	0.0	5°
117.5°	0.0	0.0	0.0	0.0	0.0	0.0	0.0	0.0	0.0	0.0	0.0	7.5°
120°	0.0	0.0	0.0	0.0	0.0	0.0	0.0	0.0	0.0	0.0	0.0	10°
122.5°	0.0	0.0	0.0	0.0	0.0	0.0	0.0	0.0	0.0	0.0	0.0	12.5°
125°	0.0	0.0	0.0	0.0	0.0	0.0	0.0	0.0	0.0	0.0	0.0	15°
127.5°	0.0	0.0	0.0	0.0	0.0	0.0	0.0	0.0	0.0	0.0	0.0	17.5°
130°	0.0	0.0	0.0	0.0	0.0	0.0	0.0	0.0	0.0	0.0	0.0	20°
132.5°	0.0	0.0	0.0	0.0	0.0	0.0	0.0	0.0	0.0	0.0	0.0	22.5°
135°	0.0	0.0	0.0	0.0	0.0	0.0	0.0	0.0	0.0	0.0	0.0	25°
137.5°	0.0	0.0	0.0	0.0	0.0	0.0	0.0	0.0	0.0	0.0	0.0	27.5°
140°	0.0	0.0	0.0	0.0	0.0	0.0	0.0	0.0	0.0	0.0	0.0	30°
142.5°	0.0	0.0	0.0	0.0	0.0	0.0	0.0	0.0	0.0	0.0	0.0	32.5°
145°	0.0	0.0	0.0	0.0	0.0	0.0	0.0	0.0	0.0	0.0	0.0	35°
147.5°	0.0	0.0	0.0	0.0	0.0	0.0	0.0	0.0	0.0	0.0	0.0	37.5°
150°	0.0	0.0	0.0	0.0	0.0	0.0	0.0	0.0	0.0	0.0	0.0	40°
152.5°	0.0	0.0	0.0	0.0	0.0	0.0	0.0	0.0	0.0	0.0	0.0	42.5°
155°	0.0	0.0	0.0	0.0	0.0	0.0	0.0	0.0	0.0	0.0	0.0	45°
157.5°	0.0	0.0	0.0	0.0	0.0	0.0	0.0	0.0	0.0	0.0	0.0	47.5°
160°	0.0	0.0	0.0	0.0	0.0	0.0	0.0	0.0	0.0	0.0	0.0	50°
162.5°	0.0	0.0	0.0	0.0	0.0	0.0	0.0	0.0	0.0	0.0	0.0	52.5°
165°	0.0	0.0	0.0	0.0	0.0	0.0	0.0	0.0	0.0	0.0	0.0	55°
167.5°	0.0	0.0	0.0	0.0	0.0	0.0	0.0	0.0	0.0	0.0	0.0	57.5°
170°	0.0	0.0	0.0	0.0	0.0	0.0	0.0	0.0	0.0	0.0	0.0	59°
172.5°	0.0	0.0	0.0	0.0	0.0	0.0	0.0	0.0	0.0	0.0	0.0	60°
175°	0.0	0.0	0.0	0.0	0.0	0.0	0.0	0.0	0.0	0.0	0.0	62.5°
177.5°	0.0	0.0	0.0	0.0	0.0	0.0	0.0	0.0	0.0	0.0	0.0	65°
180°	0.0	0.0	0.0	0.0	0.0	0.0	0.0	0.0	0.0	0.0	0.0	67.5°
												70°
												72.5°
												75°
												77.5°
												80°
												82.5°
												85°
												87.5°
												90°
												92.5°
												95°
												97.5°
												100°
												102.5°
												105°
												107.5°

NUMBER: P227181
 NUMBER: ISW-AF-600-LED-E1-SLL-8030

REPORT NUMBER: P
 CATALOG NUMBER:

DISTRIBUTION (continued):

CANDELA DISTRIBUTION

160°	165°	170°	175°	180°	185°	190°	195°	200°	205°	210°	110°	160°
951.3	951.3	951.3	951.3	951.3	951.3	951.3	951.3	951.3	951.3	951.3	110°	0.0
883.0	868.9	853.9	842.8	847.6	831.6	833.1	828.7	826.8	825.8	815.6	112.5°	0.0
699.3	704.7	682.4	684.8	691.6	675.1	663.9	682.4	679.9	663.5	672.7	115°	0.0
504.0	505.5	495.3	472.5	472.5	484.6	489.0	497.7	503.5	523.9	511.3	117.5°	0.0
385.3	371.7	361.5	351.4	345.5	333.4	336.3	347.0	353.8	365.4	374.6	120°	0.0
334.9	319.9	301.9	286.4	278.2	267.0	259.8	257.3	259.8	252.5	253.0	122.5°	0.0
278.2	264.6	244.7	236.5	221.0	212.3	207.4	201.1	196.3	186.1	181.7	125°	0.0
215.7	197.7	177.4	177.4	166.2	159.0	157.0	155.6	152.7	147.3	142.0	127.5°	0.0
143.5	131.8	120.2	114.4	115.3	114.4	111.5	116.3	116.3	118.2	117.3	130°	0.0
104.7	102.7	98.4	95.0	93.0	92.6	93.0	94.5	97.4	99.8	102.3	132.5°	0.0
94.0	93.0	89.2	85.8	85.3	84.3	84.3	85.8	86.3	86.7	86.3	135°	0.0
87.2	85.3	81.9	79.5	78.5	78.0	78.5	77.1	76.1	76.6	76.1	137.5°	0.0
79.0	77.5	74.1	72.2	71.7	71.7	70.3	69.8	68.8	69.3	68.8	140°	0.0
72.7	70.8	67.4	64.9	64.9	64.5	64.9	64.5	64.0	63.5	63.5	142.5°	0.0
61.1	60.6	57.2	56.2	56.7	58.2	58.2	58.2	58.6	58.2	58.2	145°	0.0
56.7	56.2	52.8	50.4	49.9	49.9	49.9	50.9	52.3	52.8	53.8	147.5°	0.0
53.8	53.3	49.9	48.0	47.0	46.5	46.0	46.0	46.5	48.5	49.9	150°	0.0
51.9	50.9	47.5	45.1	44.6	44.1	43.6	43.6	43.6	44.1	45.6	152.5°	0.0
50.9	49.4	45.6	43.1	42.2	41.7	41.7	42.2	41.7	41.7	41.7	155°	0.0
49.4	48.5	44.6	41.7	40.7	40.7	40.2	40.2	40.2	39.3	39.3	157.5°	0.0
48.9	47.5	43.6	40.7	39.7	39.3	38.8	39.3	38.3	37.8	37.3	160°	0.0
48.0	46.0	41.7	39.3	38.8	37.8	37.3	37.3	37.3	36.3	36.3	162.5°	0.0
47.5	45.1	40.7	38.3	37.3	36.3	35.9	35.9	36.8	35.9	35.9	165°	0.0
47.0	43.6	39.3	36.3	35.9	34.9	34.4	34.9	36.3	35.4	34.9	167.5°	0.0
45.1	42.6	38.3	35.9	34.9	33.9	33.4	33.9	34.9	34.9	34.9	170°	0.0
44.1	41.7	37.3	34.9	34.4	33.4	33.0	33.0	34.4	34.4	33.9	172.5°	0.0
42.6	40.7	36.3	33.4	32.5	32.5	32.0	32.0	32.5	32.5	33.0	175°	0.0
40.7	39.7	35.4	32.0	31.5	31.0	31.0	31.0	31.0	32.0	32.0	177.5°	0.0
38.8	38.3	33.9	31.0	30.0	30.0	30.0	30.0	30.0	30.5	31.0	180°	0.0
35.9	35.9	32.0	29.1	28.6	28.1	28.1	28.1	28.1	28.6	29.1		
33.0	33.4	29.6	26.7	26.2	26.2	26.2	26.2	26.7	26.7	27.1		
30.0	30.5	26.7	23.7	23.7	23.7	23.7	23.7	23.7	23.7	24.7		
27.1	27.1	22.8	19.9	20.4	20.8	21.3	20.8	20.8	21.3	22.8		
23.3	22.8	18.9	16.5	16.5	17.4	17.9	17.4	17.9	17.9	19.9		
18.4	18.4	14.5	12.1	12.1	14.1	14.1	14.1	14.5	15.0	16.5		
14.1	13.6	10.2	8.2	8.2	9.7	10.2	10.7	11.1	11.6	12.6		
8.2	8.2	5.3	3.4	3.9	4.4	5.8	5.8	5.8	6.8	8.2		
0.0	0.5	0.0	0.0	0.0	0.0	0.0	0.0	0.0	0.0	0.0		
0.0	0.0	0.0	0.0	0.0	0.0	0.0	0.0	0.0	0.0	0.0		
0.0	0.0	0.0	0.0	0.0	0.0	0.0	0.0	0.0	0.0	0.0		
0.0	0.0	0.0	0.0	0.0	0.0	0.0	0.0	0.0	0.0	0.0		
0.0	0.0	0.0	0.0	0.0	0.0	0.0	0.0	0.0	0.0	0.0		
0.0	0.0	0.0	0.0	0.0	0.0	0.0	0.0	0.0	0.0	0.0		
0.0	0.0	0.0	0.0	0.0	0.0	0.0	0.0	0.0	0.0	0.0		
0.0	0.0	0.0	0.0	0.0	0.0	0.0	0.0	0.0	0.0	0.0		
0.0	0.0	0.0	0.0	0.0	0.0	0.0	0.0	0.0	0.0	0.0		
0.0	0.0	0.0	0.0	0.0	0.0	0.0	0.0	0.0	0.0	0.0		

'227181
 ISW-AF-600-LED-E1-SLL-8030

REPORT NUMBER: P227181
 CATALOG NUMBER: ISW-AF-60

TION (continued):

CANDELA DISTRIBUTION (con

165°	170°	175°	180°	185°	190°	195°	200°	205°	210°		215°	220°
0.0	0.0	0.0	0.0	0.0	0.0	0.0	0.0	0.0	0.0	0°	951.3	951.3
0.0	0.0	0.0	0.0	0.0	0.0	0.0	0.0	0.0	0.0	2.5°	824.4	823.9
0.0	0.0	0.0	0.0	0.0	0.0	0.0	0.0	0.0	0.0	5°	676.5	672.2
0.0	0.0	0.0	0.0	0.0	0.0	0.0	0.0	0.0	0.0	7.5°	524.4	540.4
0.0	0.0	0.0	0.0	0.0	0.0	0.0	0.0	0.0	0.0	10°	378.0	389.2
0.0	0.0	0.0	0.0	0.0	0.0	0.0	0.0	0.0	0.0	12.5°	263.2	269.0
0.0	0.0	0.0	0.0	0.0	0.0	0.0	0.0	0.0	0.0	15°	181.3	192.9
0.0	0.0	0.0	0.0	0.0	0.0	0.0	0.0	0.0	0.0	17.5°	141.0	142.5
0.0	0.0	0.0	0.0	0.0	0.0	0.0	0.0	0.0	0.0	20°	116.3	117.3
0.0	0.0	0.0	0.0	0.0	0.0	0.0	0.0	0.0	0.0	22.5°	103.2	105.2
0.0	0.0	0.0	0.0	0.0	0.0	0.0	0.0	0.0	0.0	25°	86.7	88.7
0.0	0.0	0.0	0.0	0.0	0.0	0.0	0.0	0.0	0.0	27.5°	76.6	78.5
0.0	0.0	0.0	0.0	0.0	0.0	0.0	0.0	0.0	0.0	30°	70.3	71.2
0.0	0.0	0.0	0.0	0.0	0.0	0.0	0.0	0.0	0.0	32.5°	64.0	64.0
0.0	0.0	0.0	0.0	0.0	0.0	0.0	0.0	0.0	0.0	35°	58.6	59.1
0.0	0.0	0.0	0.0	0.0	0.0	0.0	0.0	0.0	0.0	37.5°	54.8	55.7
0.0	0.0	0.0	0.0	0.0	0.0	0.0	0.0	0.0	0.0	40°	51.4	51.9
0.0	0.0	0.0	0.0	0.0	0.0	0.0	0.0	0.0	0.0	42.5°	46.5	47.5
0.0	0.0	0.0	0.0	0.0	0.0	0.0	0.0	0.0	0.0	45°	42.2	42.6
0.0	0.0	0.0	0.0	0.0	0.0	0.0	0.0	0.0	0.0	47.5°	39.3	39.3
0.0	0.0	0.0	0.0	0.0	0.0	0.0	0.0	0.0	0.0	50°	37.3	37.8
0.0	0.0	0.0	0.0	0.0	0.0	0.0	0.0	0.0	0.0	52.5°	36.3	36.8
0.0	0.0	0.0	0.0	0.0	0.0	0.0	0.0	0.0	0.0	55°	35.9	36.8
0.0	0.0	0.0	0.0	0.0	0.0	0.0	0.0	0.0	0.0	57.5°	35.9	36.3
0.0	0.0	0.0	0.0	0.0	0.0	0.0	0.0	0.0	0.0	59°	35.4	35.9
0.0	0.0	0.0	0.0	0.0	0.0	0.0	0.0	0.0	0.0	60°	35.4	36.3
0.0	0.0	0.0	0.0	0.0	0.0	0.0	0.0	0.0	0.0	62.5°	33.9	34.9
0.0	0.0	0.0	0.0	0.0	0.0	0.0	0.0	0.0	0.0	65°	33.0	33.9
0.0	0.0	0.0	0.0	0.0	0.0	0.0	0.0	0.0	0.0	67.5°	31.5	33.0
										70°	30.0	31.5
										72.5°	28.1	30.0
										75°	26.2	27.6
										77.5°	23.7	25.2
										80°	20.8	21.3
										82.5°	17.4	17.4
										85°	13.1	11.6
										87.5°	7.3	7.8
										90°	0.0	0.0
										92.5°	0.0	0.0
										95°	0.0	0.0
										97.5°	0.0	0.0
										100°	0.0	0.0
										102.5°	0.0	0.0
										105°	0.0	0.0
										107.5°	0.0	0.0



REPORT NUMBER: P227181

CATALOG NUMBER: ISW-AF-600-LED-E1-

00-LED-E1-SLL-8030

tinued):

CANDELA DISTRIBUTION (continued):

225°	230°	235°	240°	245°	250°	255°	260°	265°		215°	220°	225°
951.3	951.3	951.3	951.3	951.3	951.3	951.3	951.3	951.3	110°	0.0	0.0	0.0
813.7	813.7	828.2	829.7	812.7	817.1	825.3	815.6	826.3	112.5°	0.0	0.0	0.0
682.8	677.0	677.5	673.6	680.4	672.7	680.9	678.0	675.6	115°	0.0	0.0	0.0
530.2	540.4	533.1	519.0	530.2	521.5	505.0	506.4	488.0	117.5°	0.0	0.0	0.0
398.4	391.1	387.2	380.4	362.5	365.9	347.5	350.4	356.7	120°	0.0	0.0	0.0
274.8	269.5	275.8	271.4	264.1	265.6	269.5	273.3	283.5	122.5°	0.0	0.0	0.0
192.9	190.5	189.0	191.9	200.2	204.5	210.8	222.4	228.3	125°	0.0	0.0	0.0
144.9	145.4	143.9	148.3	155.1	158.5	159.9	160.9	167.7	127.5°	0.0	0.0	0.0
119.7	121.6	121.2	122.6	120.7	118.7	120.2	117.3	114.9	130°	0.0	0.0	0.0
104.7	105.2	102.7	102.3	99.3	96.9	95.0	95.0	94.0	132.5°	0.0	0.0	0.0
88.7	89.2	86.7	86.7	86.3	87.7	86.7	84.8	84.3	135°	0.0	0.0	0.0
79.5	78.5	77.1	77.1	76.1	76.1	76.6	77.1	76.6	137.5°	0.0	0.0	0.0
71.2	70.3	69.8	70.3	69.8	70.3	70.8	70.3	70.8	140°	0.0	0.0	0.0
65.4	64.5	64.5	64.9	64.5	64.9	64.9	64.9	64.5	142.5°	0.0	0.0	0.0
60.6	59.6	59.6	59.6	59.1	58.2	57.2	55.7	54.3	145°	0.0	0.0	0.0
56.7	56.2	55.2	54.8	53.3	50.4	49.4	49.4	49.4	147.5°	0.0	0.0	0.0
53.3	52.3	51.9	49.9	48.0	47.0	47.0	47.0	47.0	150°	0.0	0.0	0.0
48.9	47.5	46.5	46.0	45.6	45.6	45.1	45.1	45.1	152.5°	0.0	0.0	0.0
43.6	43.1	43.1	43.6	43.6	43.6	43.6	43.1	43.6	155°	0.0	0.0	0.0
40.2	40.2	40.7	41.2	41.7	42.2	42.6	42.2	42.6	157.5°	0.0	0.0	0.0
38.8	38.8	38.8	39.7	40.2	40.7	41.7	41.7	41.7	160°	0.0	0.0	0.0
37.8	37.8	38.3	38.8	39.3	39.7	40.2	40.7	41.2	162.5°	0.0	0.0	0.0
37.3	37.8	37.3	37.8	38.3	39.3	39.7	39.7	40.2	165°	0.0	0.0	0.0
37.3	37.3	37.3	37.3	38.3	38.8	38.3	38.8	39.3	167.5°	0.0	0.0	0.0
37.3	37.3	36.8	37.3	37.8	38.3	37.8	37.8	38.8	170°	0.0	0.0	0.0
36.8	37.3	36.8	36.8	37.3	37.8	37.3	37.8	38.3	172.5°	0.0	0.0	0.0
35.9	36.3	35.9	36.3	36.3	36.8	36.8	36.8	37.3	175°	0.0	0.0	0.0
34.9	34.9	34.9	35.4	35.4	35.9	35.9	36.3	35.9	177.5°	0.0	0.0	0.0
33.9	33.9	33.9	34.4	34.4	34.9	35.4	34.9	34.9	180°	0.0	0.0	0.0
33.0	32.5	32.0	32.5	33.0	33.0	33.4	33.0	33.4				
31.5	31.0	30.5	30.5	31.0	31.0	31.5	31.0	31.0				
29.1	29.1	28.1	28.1	28.1	28.1	28.6	28.1	27.6				
26.2	26.2	25.2	25.2	25.2	25.2	24.7	24.7	24.7				
21.8	22.3	22.3	21.8	21.8	21.3	21.3	20.8	20.4				
16.5	17.4	17.9	17.9	17.9	17.9	17.9	17.0	16.0				
11.6	13.1	14.5	14.5	14.1	14.1	14.1	12.6	11.1				
7.3	8.7	9.2	10.2	8.7	8.2	8.2	7.3	6.8				
0.0	0.0	1.0	0.5	1.5	1.5	1.9	1.0	0.5				
0.0	0.0	0.0	0.0	0.0	0.0	0.0	0.0	0.0				
0.0	0.0	0.0	0.0	0.0	0.0	0.0	0.0	0.0				
0.0	0.0	0.0	0.0	0.0	0.0	0.0	0.0	0.0				
0.0	0.0	0.0	0.0	0.0	0.0	0.0	0.0	0.0				
0.0	0.0	0.0	0.0	0.0	0.0	0.0	0.0	0.0				
0.0	0.0	0.0	0.0	0.0	0.0	0.0	0.0	0.0				
0.0	0.0	0.0	0.0	0.0	0.0	0.0	0.0	0.0				
0.0	0.0	0.0	0.0	0.0	0.0	0.0	0.0	0.0				
0.0	0.0	0.0	0.0	0.0	0.0	0.0	0.0	0.0				



REPORT NUMBER: P227181

CATALOG NUMBER: ISW-AF-600-LED-E1-SLL-8030

SLL-8030

CANDELA DISTRIBUTION (continued):

230°	235°	240°	245°	250°	255°	260°	265°		270°	275°	280°	285°
0.0	0.0	0.0	0.0	0.0	0.0	0.0	0.0	0°	951.3	951.3	951.3	951.3
0.0	0.0	0.0	0.0	0.0	0.0	0.0	0.0	2.5°	817.1	835.0	837.4	839.9
0.0	0.0	0.0	0.0	0.0	0.0	0.0	0.0	5°	671.7	689.6	679.4	683.8
0.0	0.0	0.0	0.0	0.0	0.0	0.0	0.0	7.5°	490.4	478.8	493.8	503.0
0.0	0.0	0.0	0.0	0.0	0.0	0.0	0.0	10°	358.1	371.7	377.5	388.2
0.0	0.0	0.0	0.0	0.0	0.0	0.0	0.0	12.5°	297.1	305.8	316.5	333.4
0.0	0.0	0.0	0.0	0.0	0.0	0.0	0.0	15°	240.9	247.2	260.7	277.2
0.0	0.0	0.0	0.0	0.0	0.0	0.0	0.0	17.5°	175.4	184.6	193.4	206.9
0.0	0.0	0.0	0.0	0.0	0.0	0.0	0.0	20°	117.8	121.6	132.3	138.6
0.0	0.0	0.0	0.0	0.0	0.0	0.0	0.0	22.5°	94.5	96.0	97.9	103.2
0.0	0.0	0.0	0.0	0.0	0.0	0.0	0.0	25°	84.8	85.8	87.2	89.2
0.0	0.0	0.0	0.0	0.0	0.0	0.0	0.0	27.5°	77.1	77.5	79.0	80.0
0.0	0.0	0.0	0.0	0.0	0.0	0.0	0.0	30°	70.3	69.8	70.3	71.7
0.0	0.0	0.0	0.0	0.0	0.0	0.0	0.0	32.5°	63.0	63.0	64.0	64.0
0.0	0.0	0.0	0.0	0.0	0.0	0.0	0.0	35°	54.3	53.8	54.8	56.2
0.0	0.0	0.0	0.0	0.0	0.0	0.0	0.0	37.5°	49.9	50.4	51.4	52.3
0.0	0.0	0.0	0.0	0.0	0.0	0.0	0.0	40°	47.5	48.0	48.9	49.9
0.0	0.0	0.0	0.0	0.0	0.0	0.0	0.0	42.5°	45.1	46.0	47.0	48.5
0.0	0.0	0.0	0.0	0.0	0.0	0.0	0.0	45°	43.6	44.6	46.0	47.5
0.0	0.0	0.0	0.0	0.0	0.0	0.0	0.0	47.5°	43.1	44.1	45.6	47.5
0.0	0.0	0.0	0.0	0.0	0.0	0.0	0.0	50°	42.2	43.6	45.1	47.0
0.0	0.0	0.0	0.0	0.0	0.0	0.0	0.0	52.5°	42.2	43.1	44.6	47.0
0.0	0.0	0.0	0.0	0.0	0.0	0.0	0.0	55°	40.7	42.2	43.6	46.0
0.0	0.0	0.0	0.0	0.0	0.0	0.0	0.0	57.5°	39.7	40.7	42.6	45.6
0.0	0.0	0.0	0.0	0.0	0.0	0.0	0.0	59°	39.3	40.2	42.2	45.1
0.0	0.0	0.0	0.0	0.0	0.0	0.0	0.0	60°	38.3	39.7	41.7	44.6
0.0	0.0	0.0	0.0	0.0	0.0	0.0	0.0	62.5°	37.3	38.8	40.7	43.6
0.0	0.0	0.0	0.0	0.0	0.0	0.0	0.0	65°	35.9	37.8	39.7	41.7
0.0	0.0	0.0	0.0	0.0	0.0	0.0	0.0	67.5°	34.9	35.9	37.8	39.7
								70°	33.0	33.9	35.4	36.8
								72.5°	30.5	31.0	32.0	33.4
								75°	27.1	27.6	28.1	29.6
								77.5°	23.7	23.7	24.2	26.2
								80°	19.9	19.9	20.4	21.3
								82.5°	15.0	15.0	16.0	17.4
								85°	10.7	10.2	11.6	12.6
								87.5°	6.3	5.8	6.3	6.3
								90°	0.5	1.5	1.0	1.0
								92.5°	0.0	0.0	0.0	0.0
								95°	0.0	0.0	0.0	0.0
								97.5°	0.0	0.0	0.0	0.0
								100°	0.0	0.0	0.0	0.0
								102.5°	0.0	0.0	0.0	0.0
								105°	0.0	0.0	0.0	0.0
								107.5°	0.0	0.0	0.0	0.0



REPORT NUMBER: P227181

CATALOG NUMBER: ISW-AF-600-LED-E1-SLL-8030

CANDELA DISTRIBUTION (continued):

295°	300°	305°	310°	315°	320°		325°	330°	335°	340°	345°	350°
0.0	0.0	0.0	0.0	0.0	0.0	0°	951.3	951.3	951.3	951.3	951.3	951.3
0.0	0.0	0.0	0.0	0.0	0.0	2.5°	895.6	908.2	928.1	931.9	947.9	959.1
0.0	0.0	0.0	0.0	0.0	0.0	5°	758.9	789.0	799.6	820.5	856.8	875.2
0.0	0.0	0.0	0.0	0.0	0.0	7.5°	626.1	648.9	674.6	708.0	734.7	766.2
0.0	0.0	0.0	0.0	0.0	0.0	10°	515.2	547.6	581.1	608.2	645.5	683.3
0.0	0.0	0.0	0.0	0.0	0.0	12.5°	457.5	475.4	508.4	546.7	593.2	635.3
0.0	0.0	0.0	0.0	0.0	0.0	15°	427.4	448.8	484.1	524.9	574.3	626.6
0.0	0.0	0.0	0.0	0.0	0.0	17.5°	390.1	424.1	464.3	522.4	586.4	659.1
0.0	0.0	0.0	0.0	0.0	0.0	20°	353.3	394.5	447.3	523.9	612.6	707.1
0.0	0.0	0.0	0.0	0.0	0.0	22.5°	320.8	369.8	436.7	532.6	646.0	772.0
0.0	0.0	0.0	0.0	0.0	0.0	25°	282.5	348.0	428.4	550.5	697.4	859.2
0.0	0.0	0.0	0.0	0.0	0.0	27.5°	252.0	327.1	416.3	566.0	744.4	943.1
0.0	0.0	0.0	0.0	0.0	0.0	30°	218.1	302.9	399.3	571.4	801.6	1011.9
0.0	0.0	0.0	0.0	0.0	0.0	32.5°	190.9	280.1	379.9	566.5	827.3	1059.9
0.0	0.0	0.0	0.0	0.0	0.0	35°	177.9	263.6	363.5	549.6	848.6	1111.7
0.0	0.0	0.0	0.0	0.0	0.0	37.5°	169.1	245.7	347.5	521.5	872.8	1163.1
0.0	0.0	0.0	0.0	0.0	0.0	40°	158.0	231.7	334.4	501.1	891.7	1205.8
0.0	0.0	0.0	0.0	0.0	0.0	42.5°	147.8	219.1	324.2	483.2	896.6	1244.0
0.0	0.0	0.0	0.0	0.0	0.0	45°	139.1	211.3	316.5	484.1	900.0	1297.4
0.0	0.0	0.0	0.0	0.0	0.0	47.5°	132.3	204.0	313.6	500.6	935.8	1371.5
0.0	0.0	0.0	0.0	0.0	0.0	50°	126.0	197.7	308.7	532.6	993.5	1471.8
0.0	0.0	0.0	0.0	0.0	0.0	52.5°	118.7	189.0	302.4	565.6	1056.5	1606.1
0.0	0.0	0.0	0.0	0.0	0.0	55°	109.0	177.4	295.6	593.2	1142.3	1769.4
0.0	0.0	0.0	0.0	0.0	0.0	57.5°	94.0	163.8	291.3	607.2	1195.1	1863.4
0.0	0.0	0.0	0.0	0.0	0.0	59°	86.3	150.7	288.8	600.5	1209.1	1879.4
0.0	0.0	0.0	0.0	0.0	0.0	60°	81.9	143.0	285.0	592.2	1213.0	1869.2
0.0	0.0	0.0	0.0	0.0	0.0	62.5°	76.1	124.5	269.0	551.0	1158.7	1746.1
0.0	0.0	0.0	0.0	0.0	0.0	65°	77.5	117.8	232.6	469.1	1034.2	1505.7
0.0	0.0	0.0	0.0	0.0	0.0	67.5°	79.5	114.9	201.1	379.0	824.4	1246.0
						70°	78.0	113.4	182.7	301.4	617.4	932.9
						72.5°	76.1	107.1	158.5	242.3	391.6	653.3
						75°	67.4	90.1	124.5	166.2	247.2	475.9
						77.5°	52.8	69.3	88.2	103.2	125.5	335.8
						80°	38.8	50.4	57.7	62.0	69.8	229.2
						82.5°	27.6	33.9	36.8	39.3	46.5	171.6
						85°	20.8	23.7	25.7	25.7	31.5	121.2
						87.5°	11.6	12.1	12.1	13.1	15.5	33.0
						90°	3.4	3.4	2.9	3.4	2.4	1.9
						92.5°	0.0	0.0	0.0	0.0	0.0	0.0
						95°	0.0	0.0	0.0	0.0	0.0	0.0
						97.5°	0.0	0.0	0.0	0.0	0.0	0.0
						100°	0.0	0.0	0.0	0.0	0.0	0.0
						102.5°	0.0	0.0	0.0	0.0	0.0	0.0
						105°	0.0	0.0	0.0	0.0	0.0	0.0
						107.5°	0.0	0.0	0.0	0.0	0.0	0.0



REPORT NUMBER: P227181

CATALOG NUMBER: ISW-AF-600-LED-E1-SLL-8030

CANDELA DISTRIBUTION (continued):

355°	359°	360°		325°	330°	335°	340°	345°	350°	355°
951.3	951.3	951.3	110°	0.0	0.0	0.0	0.0	0.0	0.0	0.0
971.7	978.9	984.8	112.5°	0.0	0.0	0.0	0.0	0.0	0.0	0.0
903.3	921.3	924.7	115°	0.0	0.0	0.0	0.0	0.0	0.0	0.0
801.1	830.2	840.3	117.5°	0.0	0.0	0.0	0.0	0.0	0.0	0.0
726.0	757.5	768.1	120°	0.0	0.0	0.0	0.0	0.0	0.0	0.0
684.8	721.6	733.2	122.5°	0.0	0.0	0.0	0.0	0.0	0.0	0.0
685.7	729.9	746.8	125°	0.0	0.0	0.0	0.0	0.0	0.0	0.0
730.3	780.7	801.6	127.5°	0.0	0.0	0.0	0.0	0.0	0.0	0.0
806.9	880.1	895.6	130°	0.0	0.0	0.0	0.0	0.0	0.0	0.0
910.6	982.3	1005.6	132.5°	0.0	0.0	0.0	0.0	0.0	0.0	0.0
1008.0	1103.0	1120.9	135°	0.0	0.0	0.0	0.0	0.0	0.0	0.0
1104.0	1198.0	1214.0	137.5°	0.0	0.0	0.0	0.0	0.0	0.0	0.0
1178.1	1276.5	1290.1	140°	0.0	0.0	0.0	0.0	0.0	0.0	0.0
1249.4	1360.4	1375.4	142.5°	0.0	0.0	0.0	0.0	0.0	0.0	0.0
1328.9	1451.5	1468.9	145°	0.0	0.0	0.0	0.0	0.0	0.0	0.0
1400.6	1541.1	1552.3	147.5°	0.0	0.0	0.0	0.0	0.0	0.0	0.0
1480.1	1614.3	1617.2	150°	0.0	0.0	0.0	0.0	0.0	0.0	0.0
1545.0	1668.6	1669.5	152.5°	0.0	0.0	0.0	0.0	0.0	0.0	0.0
1608.0	1719.5	1719.9	155°	0.0	0.0	0.0	0.0	0.0	0.0	0.0
1673.9	1775.2	1767.9	157.5°	0.0	0.0	0.0	0.0	0.0	0.0	0.0
1778.1	1841.1	1848.4	160°	0.0	0.0	0.0	0.0	0.0	0.0	0.0
1936.6	1992.8	2001.0	162.5°	0.0	0.0	0.0	0.0	0.0	0.0	0.0
2120.7	2198.8	2187.6	165°	0.0	0.0	0.0	0.0	0.0	0.0	0.0
2198.8	2287.9	2297.1	167.5°	0.0	0.0	0.0	0.0	0.0	0.0	0.0
2185.7	2307.3	2322.8	170°	0.0	0.0	0.0	0.0	0.0	0.0	0.0
2164.8	2301.5	2320.4	172.5°	0.0	0.0	0.0	0.0	0.0	0.0	0.0
2046.6	2240.9	2270.5	175°	0.0	0.0	0.0	0.0	0.0	0.0	0.0
1847.9	2115.4	2157.1	177.5°	0.0	0.0	0.0	0.0	0.0	0.0	0.0
1592.5	1927.9	1961.3	180°	0.0	0.0	0.0	0.0	0.0	0.0	0.0
1242.6	1566.8	1595.4								
825.8	1075.9	1125.3								
524.9	694.0	684.8								
387.2	451.2	451.7								
281.1	309.7	306.3								
217.6	189.0	188.5								
76.1	66.9	65.4								
33.0	27.6	28.1								
1.5	1.5	1.9								
0.0	0.0	0.0								
0.0	0.0	0.0								
0.0	0.0	0.0								
0.0	0.0	0.0								
0.0	0.0	0.0								
0.0	0.0	0.0								
0.0	0.0	0.0								
0.0	0.0	0.0								
0.0	0.0	0.0								

